

P3400S SERIES

Semi-Automatic High Pressure Specialty Gas Control Panels

Specialty Gas Equipment

GENTEC® P3400S Series Specialty Gas Control Panel is a dual bank semi-automatic changeover system, providing a continuous gas supply without interrupting the system during cylinder(s) replacement. When the primary bank is nearly depleted, a changeover will occur, in which the reserve bank will begin to supply gas to the system. The inlet valve on each bank provides the user additional safety while replacing the cylinder(s) on the empty bank before the next changeover occurs. Available in both stainless steel and brass.



Product Features

- Dual-bank gas supply
- 2" stainless steel pressure gauges
- All parts are mounted on a single panel for easy installation
- Inlet valve(s) for changing cylinder(s) included. Outlet and Vent valves are optional
- Diaphragm valves include an easy-to-read status window (open / close)
- Integrated safety relief valve to ensure additional safety
- Diaphragm valve connections are orbital welded to minimize contamination and leakage

Specifications

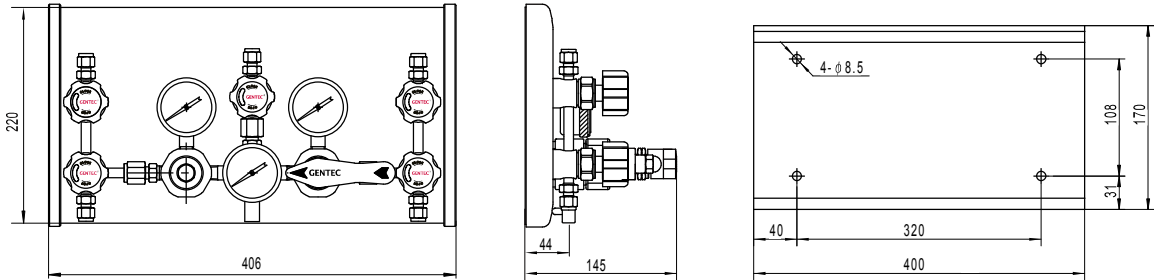
- **Maximum inlet pressure:** 3000, 2200 psi
- **Maximum outlet pressure:** 25, 50, 100, 150, 250 psi
- **Operating temperature range:** -40 to 165 °F (-40 to 74 °C)
- **Leak rate:** 2×10^{-8} atm.cc/sec He
- **Cv:** 0.14

Materials of Construction

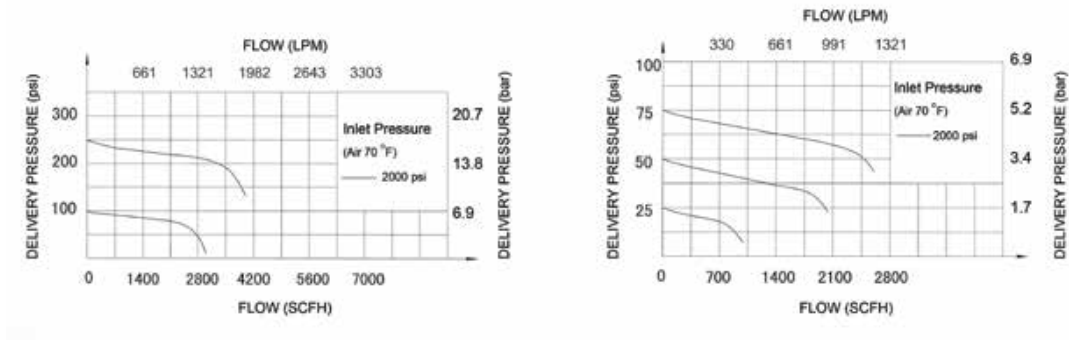
- **Regulator and valve body:** Stainless steel
- **Regulator seat*:** PU, PTFE, PCTFE
- **Panel:** Aluminium Alloy
- **Panel inlet connections:** 1/4" GENLOK®, 1/4" FSR, 1/2" FSR
- **Panel outlet connections:** 1/4" GENLOK®, 1/4" FSR

* In the event that the selected material of regulator seat is inappropriate for its applications, Gentec shall reserve the right to appoint an alternative seat material.

Dimensions



Flow Data



Ordering Information

EX: P34	1	1	S	P -	D	H	P	Options	- N2
Series	Valve Assembly	Inlet Connection	Valve Body	Regulator Seat*	Inlet Pressure	Outlet Pressure	Gauge		Gas Options
• P34	1: Inlet / outlet / vent 2: Inlet / vent 3: Inlet / outlet 4: Inlet only	1: 1/4" Genlok (Vertical) 2: 1/4" FSR (Vertical) 3: 1/2" FSR (Straight) 5: 1/4" NPT (Vertical) 6: 1/4" FNPT (Vertical)	S: Stainless steel	P: PU T: PTFE K: PCTFE	D: 3000 psi X: 2200 psi	L: 25 psi K: 50 psi I: 100 psi H: 150 psi G: 250 psi	P: psi / bar K: psi / kPa W: No Gauge	Blank: Standard C: Electronic Contact Gauge V: Waste gas disposal	Blank: None AIR: Air HE: Helium O2: Oxygen H2: Hydrogen CH4: Methane CO2: Carbon Dioxide Ar: Argon N2: Nitrogen

*: Please contact GENTEC for regulator seat

P3400S SERIES

Semi-Automatic Low Pressure Specialty Gas Control Panels

Specialty Gas Equipment

GENTEC® P3400S Series Specialty Gas Control Panel is a dual bank semi-automatic changeover system, providing a continuous gas supply without interrupting the system during cylinder(s) replacement. When the primary bank is nearly depleted, a changeover will occur, in which the reserve bank will begin to supply gas to the system. The inlet valve on each bank provides the user additional safety while replacing the cylinder(s) on the empty bank before the next changeover occurs. Available in both stainless steel and brass.



Product Features

- Dual-bank gas supply
- 2" stainless steel pressure gauges
- All parts are mounted on a single panel for easy installation
- Inlet valve(s) for changing cylinder(s) included. Outlet and Vent valves are optional
- Diaphragm valves include an easy-to-read status window (open / close)
- Integrated safety relief valve to ensure additional safety
- Diaphragm valve connections are orbital welded to minimize contamination and leakage

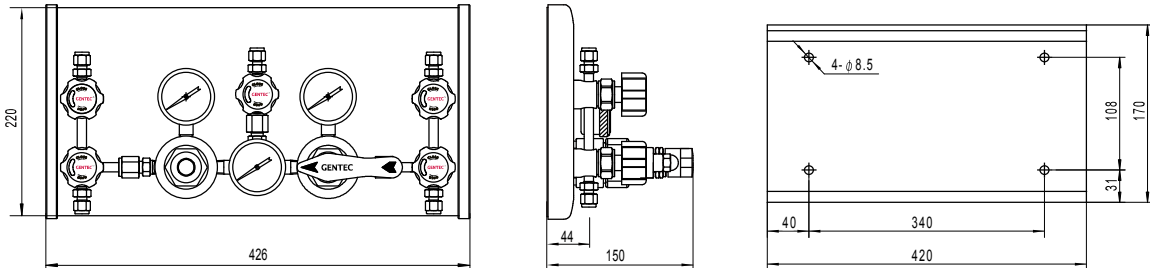
Specifications

- **Maximum inlet pressure:** 500, 250 psi
- **Maximum outlet pressure:** 25, 50, 100, 150 psi
- **Operating temperature range:** -40 to 165 °F (-40 to 74 °C)
- **Leak rate:** 2×10^{-8} atm.cc/sec He
- **Cv:** 0.2

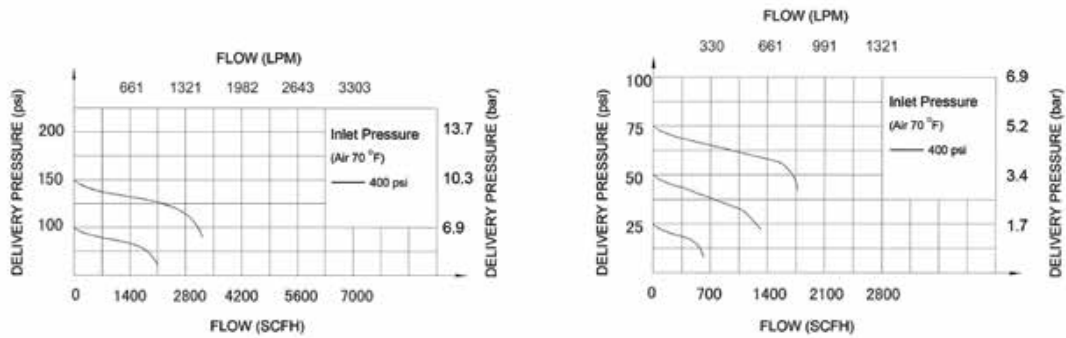
Materials of Construction

- **Regulator and valve body:** Stainless steel
- **Regulator seat:** Neoprene
- **Panel:** Aluminium Alloy
- **Panel inlet connections:** 1/4" GENLOK®, 1/4" FSR, 1/2" FSR
- **Panel outlet connections:** 1/4" GENLOK®, 1/4" FSR

Dimensions



Flow Data



Ordering Information

EX: P34	1	1	S	N -	F	H	P	Options	- N2
Series	Valve Assembly	Inlet Connection	Valve Body	Regulator Seat*	Inlet Pressure	Outlet Pressure	Gauge		Gas Options
• P34	1: Inlet / outlet / vent 2: Inlet / vent 3: Inlet / outlet 4: Inlet only	1: 1/4" Genlok (Vertical) 2: 1/4" FSR (Vertical) 3: 1/2" FSR (Straight) 5: 1/4" NPT (Vertical) 6: 1/4" FNPT (Vertical)	S: Stainless steel	N: Neoprene	F: 500 psi G: 250 psi	L: 25 psi K: 50 psi I: 100 psi H: 150 psi G: 250 psi	P: psi / bar K: psi / kPa W: No Gauge	Blank: Standard C: Electronic Contact Gauge V: Waste gas disposal	Blank: None NH4: Ammonia C2H2: Acetylene

*: Please contact GENTEC for regulator seat